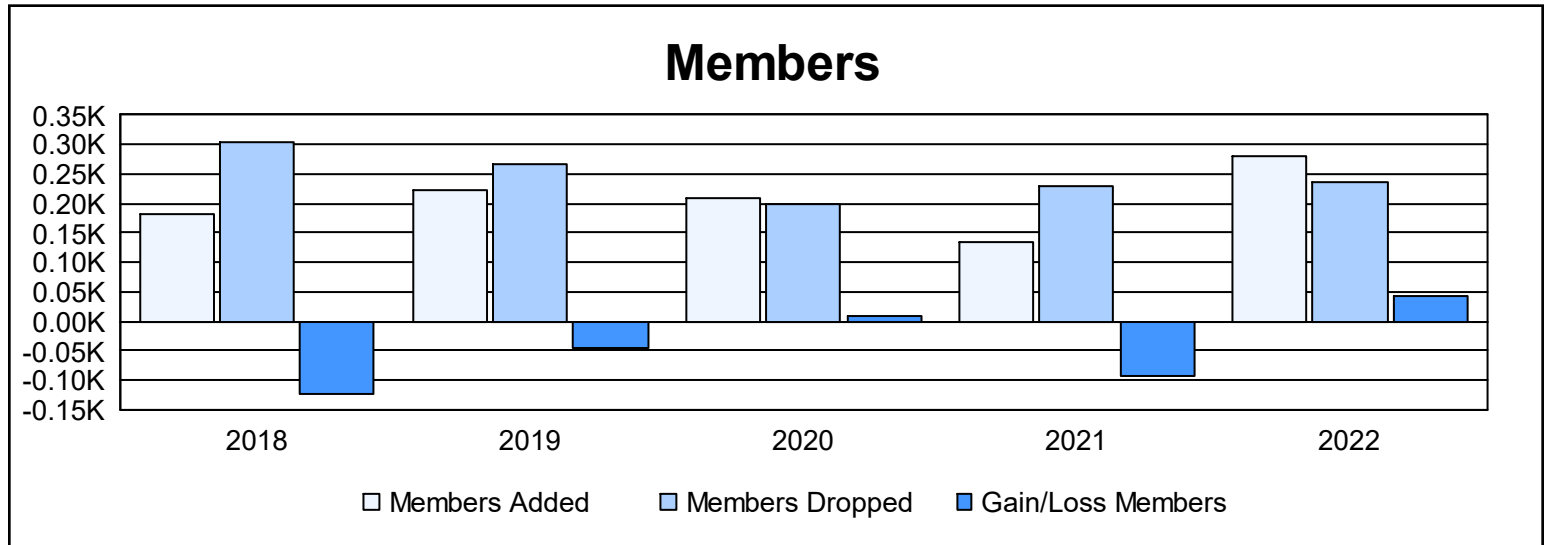
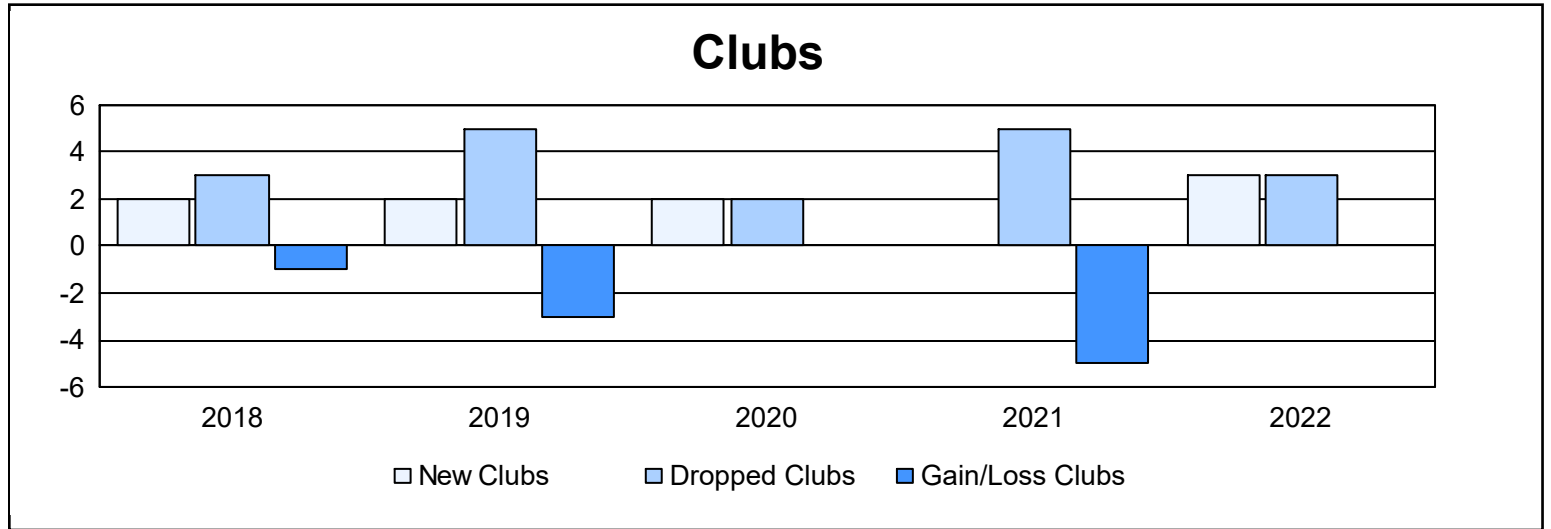
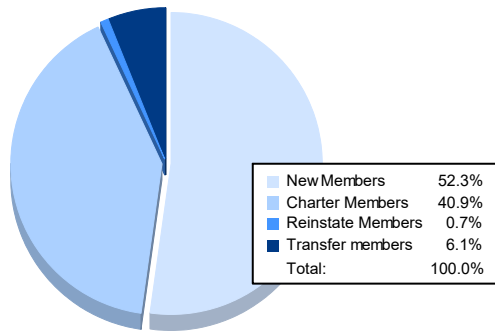


Year	New Clubs	Dropped Clubs	Gain/ Loss Clubs	New Members	Charter Members	Reinstate Members	Transfer Members	Total Member Added	Total Members Dropped	Gain/ Loss Members
2017-2018	2	3	-1	104	60	7	11	182	305	-123
2018-2019	2	5	-3	120	78	5	18	221	267	-46
2019-2020	2	2	0	123	71	6	8	208	198	10
2020-2021	0	5	-5	94	14	4	23	135	228	-93
2021-2022	3	3	0	146	114	2	17	279	236	43
<b>Average</b>	<b>2</b>	<b>4</b>	<b>-2</b>	<b>117</b>	<b>67</b>	<b>5</b>	<b>15</b>	<b>205</b>	<b>247</b>	<b>-42</b>



### Membership Composition June 2022 Cumulative



### Gender Composition June 2022 Cumulative

